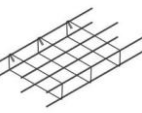








	Description	Quantité		Description	Quantité
	Armature semelle 6 brins Ø8mm (idéal Ø10)	6		Drain annelé jaune	30m
	Armature double Equerre Ø8mm (idéal Ø10)	35		Géotextile	30m
	Armature poteau Ø8mm (idéal Ø8)	16		Mortier	0
	Parpaing 50x20x20	385			0
	Parpaing chaînage vertical 50x20x20	126			0

4.3m³ de béton

